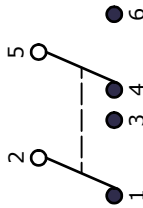


PC MOUNTING

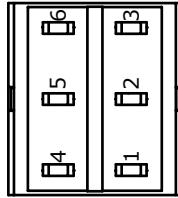
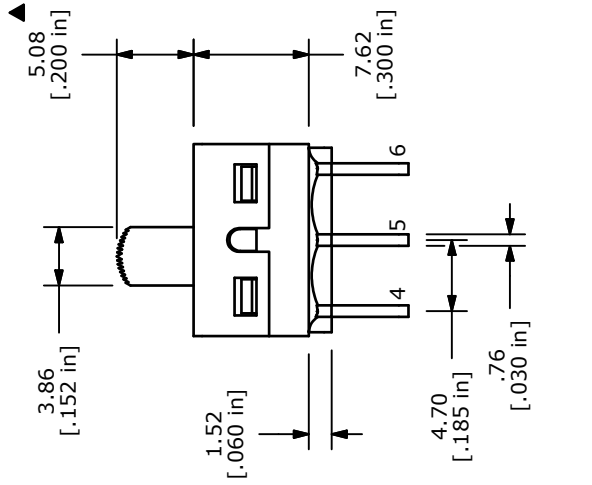
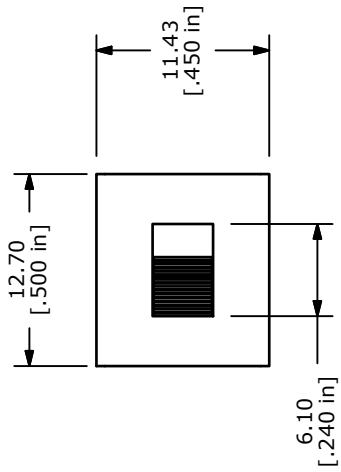
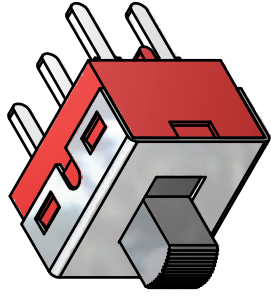
POS. 1	POS. 2	POS. 3
ON	NONE	ON
2-1, 5-4	N/A	2-3, 5-6



CIRCUIT: DPDI

NOTE:

1. ALL DIMENSIONS IN MM [INCH]
2. GENERAL TOLERANCE: X.X=±0.4
X.XX=±0.25
3. TERMINAL NUMBERS FOR REF ONLY
4. PLATING MATERIAL: GOLD
5. CONTACT RATING: 4VA@20V (AC or DC)
6. TRAVEL: 2.16mm
7. ELECTRIC LIFE: 30,000 ACTUATIONS AT FULL LOAD.
8. CONTACT RESISTANCE: 10 milli-OHMS TYP.
9. INSULATION RESISTANCE: 1,000 MEGA-OHM MIN.
10. DIELECTRIC STRENGTH: 1,000 V RMS @SEA LEVEL.
11. OPERATING TEMP.: -30°C to 85°C
12. ▲ DENOTES CRITICAL PARAMETER.
13. 2002/95/EC (ROHS) COMPLIANT



TITLE 500SPD1S1M2REA

C	19567	DRAWING UPDATE / CLEAN-UP	1/7/11	BGL
REV	PCR NO	DESCRIPTION	DATE	BY

THE INFORMATION CONTAINED IN THIS DOCUMENT IS PROPRIETARY TO E-SWITCH AND IS NOT TO BE COPIED OR TRANSFERRED

SCALE 2:1

DATE 1/7/2011

DR BGL

DWG T521003

REV C