

AS5306

Magnetic Multipole Ring, MR12-72 Pole Length 1.2 mm, 72 Poles

Magnet Specification

1 General Description

This specification defines the dimensional and magnetic properties of a multipole magnetic ring for use with the AS5306 magnetic encoder for off-axis rotary applications.

Figure 1 AS5306 with multipole ring magnet for off-axis rotary motion sensing (not to scale)



Note:

The MR12-72 magnet contains only the magnetic ring, the metal carrier is shown for illustration purposes only

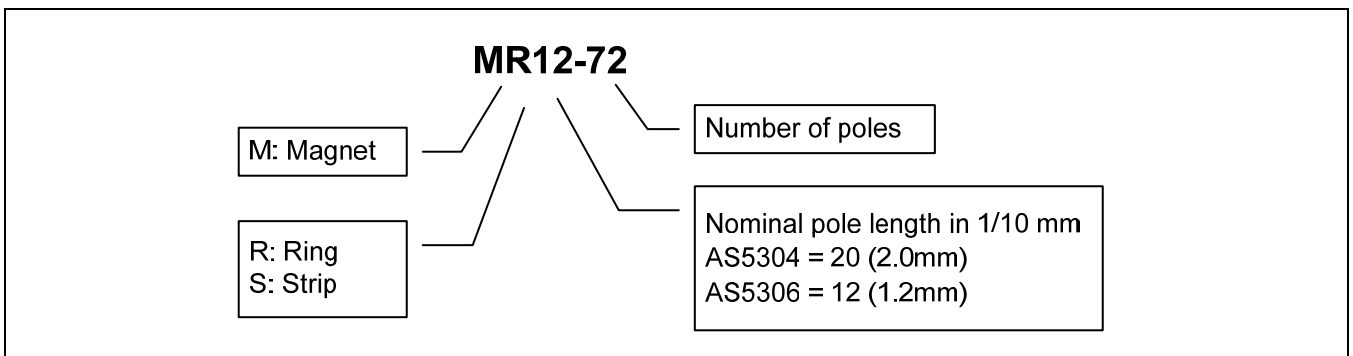
2 Multipole Ring Magnets for the AS5306

Figure 2 shows the proper placement of a multipole ring over the AS5306. The centerline of the magnetic ring (median Hall sensor scan path) is located over the Hall array (see Figure 3).

The magnetic ring is designed such that the pole length l_p matches the required length at the scan path (typically the center) of the ring. The IC is oriented in perpendicular with respect to the rotation center.

The correct measurement radius can be calculated by the number of poles of the magnet ring and the specified pole length:

These figures can be determined by the code of the magnet:

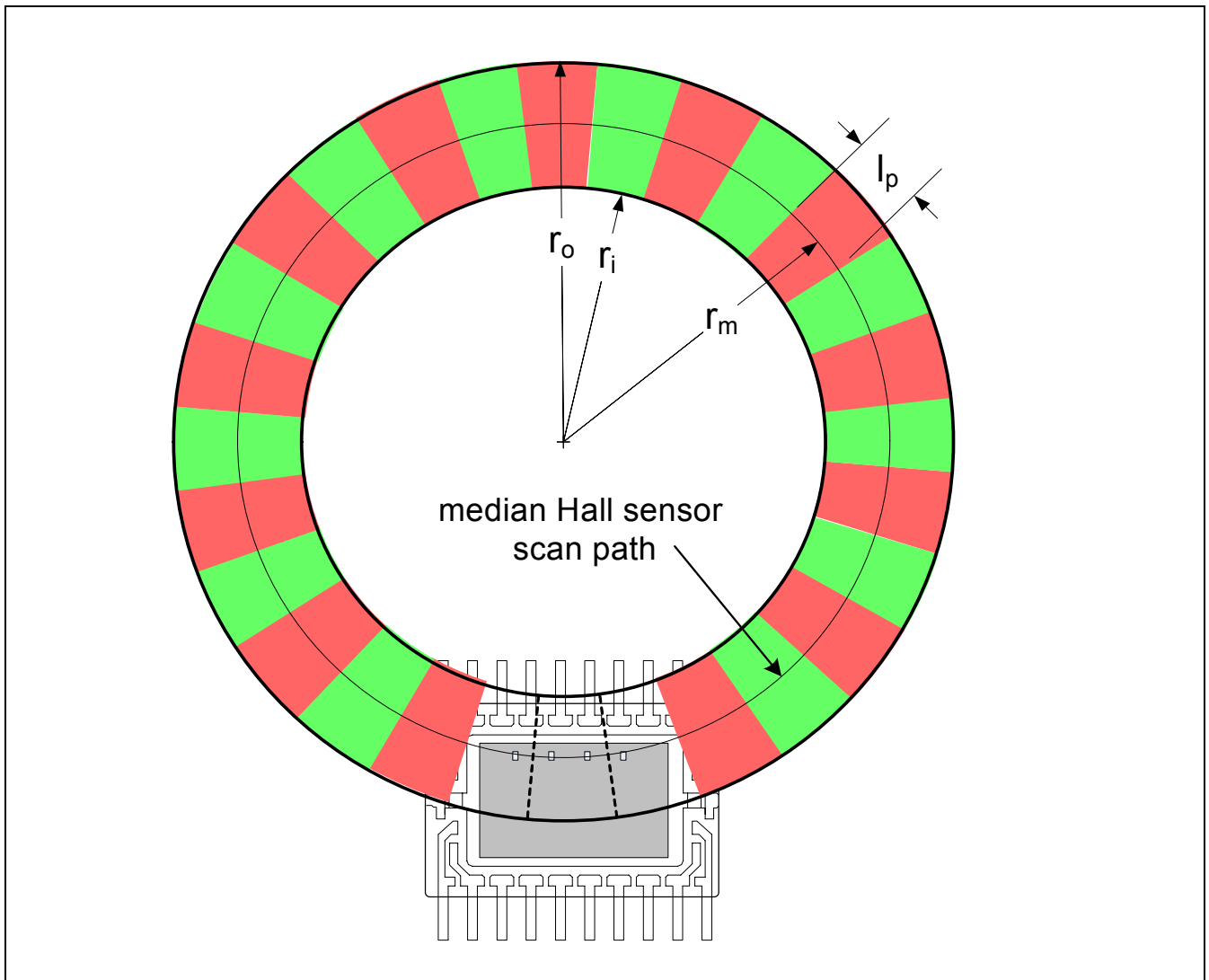


The correct measurement radius for the MR12-72 magnet ring is therefore:

$$r_m = \frac{\text{pole_length(mm)} * \text{number_of_poles}}{2 * \pi}$$

$$r_m = \frac{1.2 * 72}{2 * \pi} = 13.75\text{mm}$$

Figure 2 Proper placement of the ring magnet (not to scale)

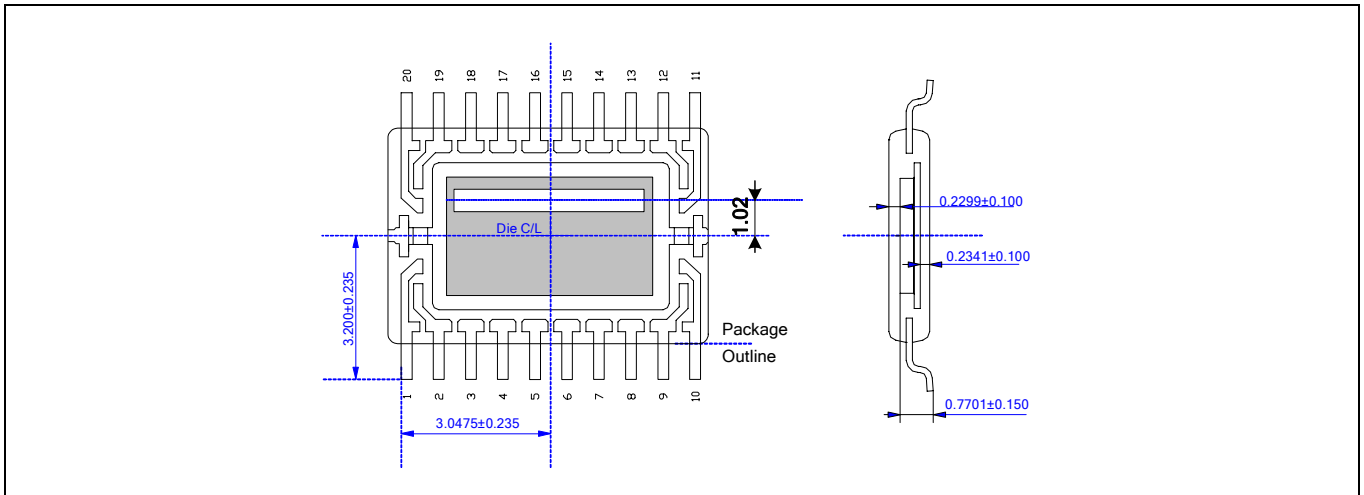


3 Locating the Hall Sensor Array

The measurement radius should coincide with the Hall sensor array on the chip. The location of the Hall sensors can be seen in Figure 3. The Hall sensor array is located 1.02mm above the horizontal centerline of the TSSOP-20 package, or

3.20mm + 1.02mm = 4.22mm above the edge of pins #1....10 (top view, pin#1 at bottom left).

Figure 3 Location of Hall sensors in the TSSOP-20 package



4 Dimensional Specification

Magnet Order # AS5000-MR12-72 on austriamicrosystems web shop

Parameter	Symbol	Min	Typ	Max	Unit	Note
Magnet material						Plastic bonded Strontium Ferrite SrFe.
Pole length	l_p		1.2		mm	Suited for AS5306
Number of poles			72			
Inner ring radius	r_i	11.975	12	12.025	mm	
Resolution	Res	5760			steps/rev	With AS5306 @ 160x interpolation
		12.49			bit	
		1440			ppr	
Measurement radius	r_m		13.75		mm	Pole length* number of poles / 2π
Outer ring radius	r_o	15.975	16	16.025	mm	
Strip thickness	d	1.5	1.5	1.6	mm	
Magnetic amplitude	A_{mag}		Tbd		mT	Measured at IC surface
Amplitude variation				Tbd	mT	
Magnetic offset	Off_{mag}		Tbd		mT	
Temperature range	T_{amb}		Tbd		°C	
Magnetic temperature drift	T_{dmag}		Tbd		%/K	

5 Marking

The ring has two marks at the backside:

One mark shows the number of poles (72) the other mark shows a single digit letter, which is of no relevance.

6 Mounting the Magnet Ring

As mentioned in chapter 5, the magnet ring has two markings, which represent the **backside** of the ring. The front side should be facing the AS5306 IC with a gap of $<lp/2 = <0.6\text{mm}$.

The magnet ring may be mounted directly on magnetic or non-magnetic surfaces. When magnetic surfaces are used, the ring may be mounted on top of the surface, but not immersed in a cavity, as this may weaken the magnetic field of the magnet. When mounting the magnet on a non-magnetic surface, either method is acceptable.

Depending on the carrier material, there are several adhesives available to glue the ring to the surface. For general ruggedness and vibration demands, the use of two-component-adhesive (binder + hardener) has proven to be successful in most cases.

For more rigid demands, magnet suppliers offer customized solutions where the magnet material is directly overmolded on the carrier, e.g. a shaft, bushing, plate, etc..

Please contact your magnet supplier for more information. A list of recommended suppliers is available for download on the austriamicrosystems website.

7 Magnet Supplier Information

Bomatec AG
Hofstrasse 1
CH-8181 Höri

Tel. +41 44 872 10 00
<http://www.bomatec.ch>

Copyrights

Copyright © 1997-2009, austriamicrosystems AG, Schloss Premstaetten, 8141 Unterpremstaetten, Austria-Europe.

Trademarks Registered ®. All rights reserved. The material herein may not be reproduced, adapted, merged, translated, stored, or used without the prior written consent of the copyright owner.

All products and companies mentioned are trademarks or registered trademarks of their respective companies.

Disclaimer

Devices sold by austriamicrosystems AG are covered by the warranty and patent indemnification provisions appearing in its Term of Sale. austriamicrosystems AG makes no warranty, express, statutory, implied, or by description regarding the information set forth herein or regarding the freedom of the described devices from patent infringement. austriamicrosystems AG reserves the right to change specifications and prices at any time and without notice. Therefore, prior to designing this product into a system, it is necessary to check with austriamicrosystems AG for current information. This product is intended for use in normal commercial applications. Applications requiring extended temperature range, unusual environmental requirements, or high reliability applications, such as military, medical life-support or lifesustaining equipment are specifically not recommended without additional processing by austriamicrosystems AG for each application.

The information furnished here by austriamicrosystems AG is believed to be correct and accurate. However, austriamicrosystems AG shall not be liable to recipient or any third party for any damages, including but not limited to personal injury, property damage, loss of profits, loss of use, interruption of business or indirect, special, incidental or consequential damages, of any kind, in connection with or arising out of the furnishing, performance or use of the technical data herein. No obligation or liability to recipient or any third party shall arise or flow out of austriamicrosystems AG rendering of technical or other services.



Contact Information

Headquarters

austriamicrosystems AG
A-8141 Schloss Premstaetten, Austria

Tel: +43 (0) 3136 500 0

Fax: +43 (0) 3136 525 01

For Sales Offices, Distributors and Representatives, please visit:

<http://www.austriamicrosystems.com/contact>