

360° SOFT EMI BEZEL GASKET
COMPLIES WITH (SFP) MSA
BOARD AND BEZEL LOCATIONS

18 UNDER BELLY EMI PINS

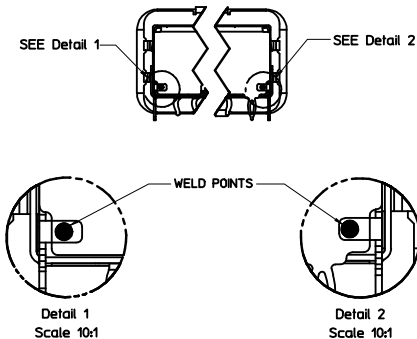
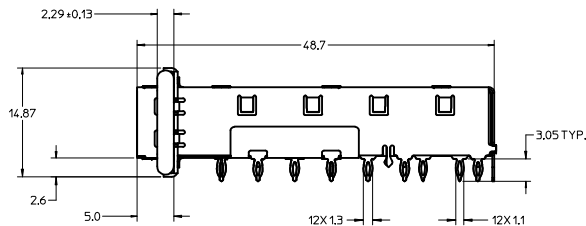
EMI FINGERS
CONTACT ADAPTER

INNER WALL TABS ARE COINED
OVER BASE AND COVER FOR RIGIDITY

TABS USED TO ATTACH
LIGHT PIPE COVER

GASKET SEAM LOCATED
ON SIDE OF CAGE

DIMENSIONS OF EACH INNER CAGE DESIGNED
TO FUNCTION WITH SMALL FORM-FACTOR
PLUGGABLE (SFP) TRANSCEIVER

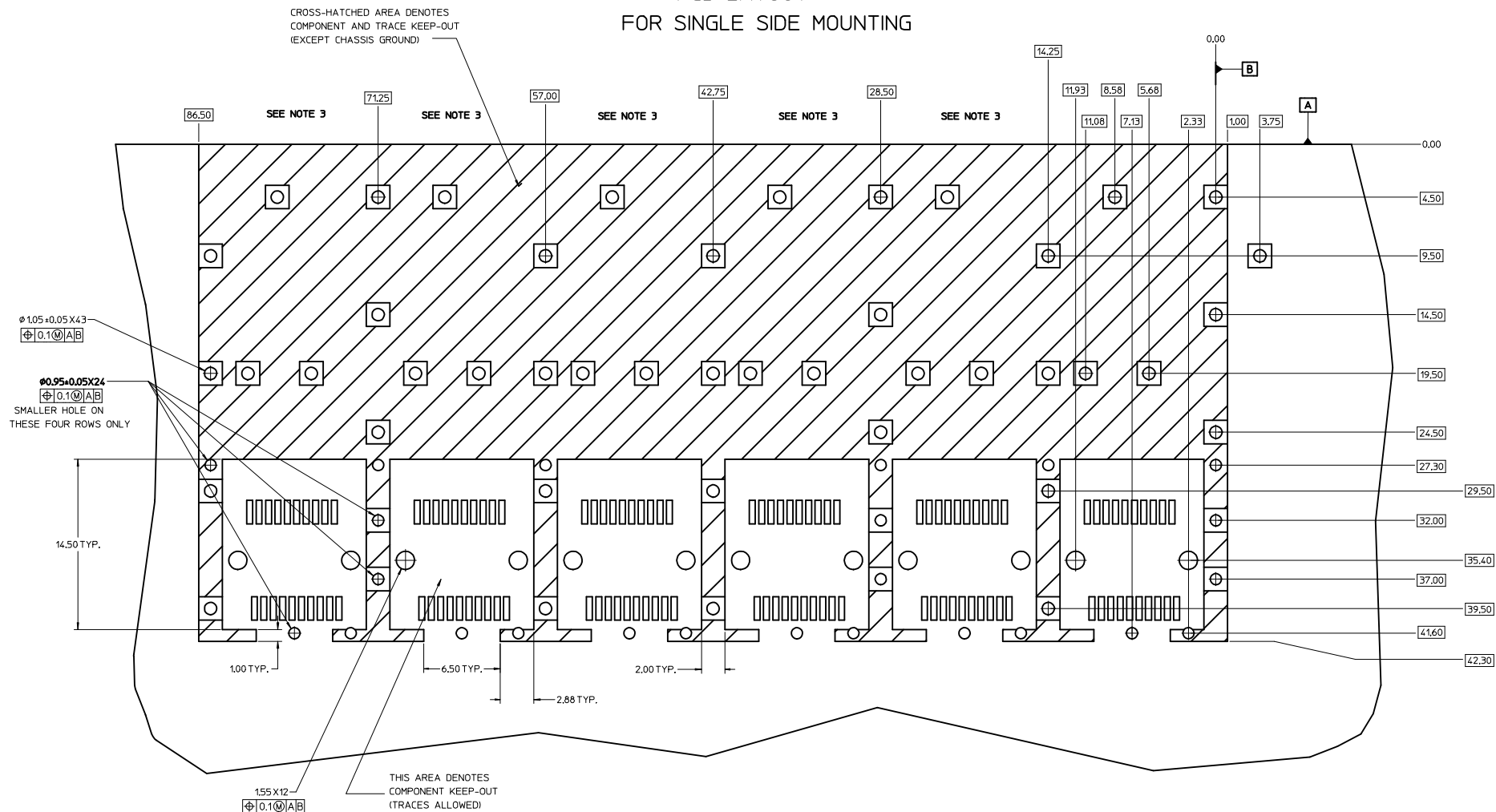


NOTES:

- PRESS FIT LEGS 0.120" LONG-
1.57 MINIMUM PCB THICKNESS FOR SINGLE SIDED USE.
FOR SINGLE SIDED USE ONLY. NOT INTENDED FOR BELLY-TO-BELLY APPLICATIONS.
- MATERIAL: COPPER ALLOY
PLATING: PRE-PLATED NICKEL
- REFERENCE DOCUMENTS:
PRODUCT SPECIFICATION: PS-74728-000
COSMETIC SPECIFICATIONS: WI-HP-7-2774 AND WI-HPA-7-0093
- MATES WITH SERIES 74748, LIGHT PIPE COVER ASSEMBLY.
- NO RoHS EXEMPTIONS.

REV	DESCRIPTION	QUALITY SYMBOLS	GENERAL TOLERANCES (UNLESS SPECIFIED)		DRAWN BY	DATE	SCALE	DESIGN UNITS	THIRD ANGLE PROJECTION
			mm	INCH					
4	PLACES	±	---	±	KSIMONSO	2006/01/19	3:1	METRIC	TITLE SFP 1X6 GANGED CAGE ASSEMBLY, PRE-PLATED NICKEL molex DOCUMENT NO. SD-74747-004 SHEET NO. 1 OF 4
3	PLACES	±	---	±	BRUSSELL	2006/01/19			
2	PLACES	±	0.13	±	BRUSSELL	2006/01/19			
1	PLACE	±	0.18	±	BRUSSELL	2006/01/19			
0	PLACE	±		±					
			ANGULAR ± 1 °		MATERIAL NO. 747470004		DOCUMENT NO. SD-74747-004		
SEE REVISION TABLE			DRAFT WHERE APPLICABLE MUST REMAIN WITHIN DIMENSIONS		SIZE D		THIS DRAWING CONTAINS INFORMATION THAT IS PROPRIETARY TO MOLEX INCORPORATED AND SHOULD NOT BE USED WITHOUT WRITTEN PERMISSION		

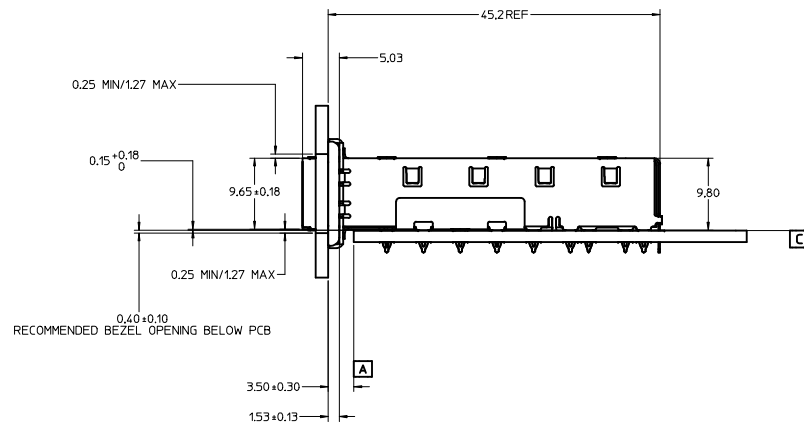

PCB LAYOUT FOR SINGLE SIDE MOUNTING



- NOTES:**
- PADS AND VIAS GO TO CHASSIS GROUND. (48 PLACES).
RECOMMENDED PADS TO BE 2mm SQUARE.
 - PLATING OPTIONAL FOR THROUGH HOLES. (16 PLACES).
 - HOLE PATTERN REPEATS FOR EACH PORT.
SPACING BETWEEN PORTS IS 14.25mm.

SEE REVISION TABLE EC NO: CPG2016-0786 DRAWN BY: DRINKWANG07 CHECKED BY: CHOKRACHEN08 APPROVED BY: APPRACHEN08	QUALITY SYMBOLS ∇=0 ∇=0 ∇=0	GENERAL TOLERANCES (UNLESS SPECIFIED): <table border="1"> <tr> <th></th> <th>mm</th> <th>INCH</th> </tr> <tr> <td>4 PLACES</td> <td>± 0.13</td> <td>± 0.005</td> </tr> <tr> <td>3 PLACES</td> <td>± 0.13</td> <td>± 0.005</td> </tr> <tr> <td>2 PLACES</td> <td>± 0.13</td> <td>± 0.005</td> </tr> <tr> <td>1 PLACE</td> <td>± 0.18</td> <td>± 0.007</td> </tr> <tr> <td>0 PLACE</td> <td>±</td> <td>±</td> </tr> </table>		mm	INCH	4 PLACES	± 0.13	± 0.005	3 PLACES	± 0.13	± 0.005	2 PLACES	± 0.13	± 0.005	1 PLACE	± 0.18	± 0.007	0 PLACE	±	±	DIMENSION STYLE MM ONLY	SCALE 6:1	DESIGN UNITS METRIC	THIRD ANGLE PROJECTION
		mm	INCH																					
	4 PLACES	± 0.13	± 0.005																					
	3 PLACES	± 0.13	± 0.005																					
2 PLACES	± 0.13	± 0.005																						
1 PLACE	± 0.18	± 0.007																						
0 PLACE	±	±																						
MATERIAL NO. 747470004	DATE 2015/08/21	DATE 2006/01/19	DATE 2006/01/19	DATE 2006/01/19	TITLE SFP 1X6 GANGED CAGE ASSEMBLY, PRE-PLATED NICKEL	DOCUMENT NO. SD-74747-004																		
DRAFT WHERE APPLICABLE MUST REMAIN WITHIN DIMENSIONS	ANGLAR ± 1 °	SIZE D	THIS DRAWING CONTAINS INFORMATION THAT IS PROPRIETARY TO MOLEX INCORPORATED AND SHOULD NOT BE USED WITHOUT WRITTEN PERMISSION	SHEET NO. 2 OF 4																				

20 19 18 17 16 15 14 13 12 11 10 9 8 7 6 5 4 3 2 1



SEE REVISION TABLE IEC NO: CPG2016-0786 DRAWN BY: DRW:WANG07 2015/08/20 CHECKED BY: CHY:KAR:CHEN08 2015/08/21 APPR:R:CHEN08 2015/08/24 REV DESCRIPTION	QUALITY SYMBOLS	GENERAL TOLERANCES (UNLESS SPECIFIED)	DIMENSION STYLE	SCALE	DESIGN UNITS	THIRD ANGLE PROJECTION	
	▽=0	mm INCH	MM ONLY	4:1	METRIC	☉	
	▽=0	4 PLACES ± --- ± ---	DRAWN BY: KSI MONSO DATE: 2006/01/19	TITLE	SFP 1X6 GANGED CAGE ASSEMBLY, PRE-PLATED NICKEL		
	▽=0	3 PLACES ± --- ± ---	CHECKED BY: BRUSSELL DATE: 2006/01/19	molex MATERIAL NO: 747470004 DOCUMENT NO: SD-74747-004 SHEET NO: 3 OF 4			
▽=0	2 PLACES ± 0.13 ± ---	APPROVED BY: BRUSSELL DATE: 2006/01/19					
	1 PLACE ± 0.18 ± ---	ANGULAR ± 1 °	THIS DRAWING CONTAINS INFORMATION THAT IS PROPRIETARY TO MOLEX INCORPORATED AND SHOULD NOT BE USED WITHOUT WRITTEN PERMISSION				
	0 PLACE ± ±	DRAFT WHERE APPLICABLE MUST REMAIN WITHIN DIMENSIONS					

19 18 17 16 15 14 13 12 11 10 9 8 7 6 5 4 3 2 1

DATE (YEAR/MONTH/DAY)	REVISION	DESCRIPTION
2006/01/19	A	INITIAL RELEASED
2015/08/20	B	SHEET 1: E3: ADDED WELD POINT FIGURE. C18: DELETED CONTENT OF NOTE 1 'INSERTION FORCE INTO PCB: <100LBS.' A18: CHANGED NOTE 5 TO 'NO RoHS EXEMPTIONS.' CHANGED DIM 'AA X2' TO '2X AA' ALL POSITIONS IN THIS DRAWING. CHANGED UNIT TO MM ONLY. DELETED BELLY TO BELLY LAYOUT NOTE.

SEE REVISION TABLE EEC NO: CPG2016-0786 ID: DRYNEMANG07 2015/08/20 CHK: DRCHEN08 2015/08/21 APPR: DRCHEN08 2015/08/24	QUALITY SYMBOLS ▽=0 ▽=0 ▽=0	GENERAL TOLERANCES (UNLESS SPECIFIED)		DIMENSION STYLE MM ONLY	SCALE 1:1	DESIGN UNITS METRIC	THIRD ANGLE PROJECTION		
		4 PLACES ± --- ± --- 3 PLACES ± --- ± --- 2 PLACES ± 0.13 ± --- 1 PLACE ± 0.18 ± --- 0 PLACE ± ±	mm INCH	DRAWN BY KSI MONSO	DATE 2006/01/19	TITLE SFP 1X6 GANGED CAGE ASSEMBLY, PRE-PLATED NICKEL			
		ANGULAR ± 1°		CHECKED BY BRUSSELL	DATE 2006/01/19	MATERIAL NO. 747470004			
		DRAFT WHERE APPLICABLE MUST REMAIN WITHIN DIMENSIONS		APPROVED BY BRUSSELL	DATE 2006/01/19	DOCUMENT NO. SD-74747-004	SHEET NO. 4 OF 4		



THIS DRAWING CONTAINS INFORMATION THAT IS PROPRIETARY TO MOLEX INCORPORATED AND SHOULD NOT BE USED WITHOUT WRITTEN PERMISSION